



## medicam 1000s



### The all-rounder. For Skin. Hair. Nails.

#### The benchmark for video dermoscopy worldwide

The Full HD video camera **medicam 1000s** amazes dermoscopists worldwide. It provides the sharpest images in dermoscopy, trichoscopy, capillaroscopy, inflammoscopy and entomodermoscopy and impressively continues the success story of the **medicam** series.

An extra-large chip with Full HD CrystalView technology provides more details per pixel and maximum image sharpness. In addition, the **medicam 1000s** is brighter than all previous models. The result: high-contrast, spectacular images with sharpness and brilliance beyond compare!

Absolutely reliable in your daily work, the **medicam 1000s** makes it possible to capture perfect microscopic photos as well as excellent macroscopic and clinical images. The camera is color-calibrated and completely software-controlled, ensuring consistent imaging conditions.

FotoFinder displays the dermoscopy as a Full HD live image with variable optical live zoom and autofocus in the software: There is no need to save the image first, it can already be seen during live screening in full resolution!



# medicam 1000s

**Shiny on the outside.  
Brilliantly resolved on the inside.**

The black body of the **medicam 1000s** is made of high quality, anodized aluminum. This material is lightweight, durable and elegant.

**Absolutely familiar. Completely new.**


For the current generation of **medicam 1000s**, our camera masters have fine-tuned the design to combine brilliant quality with even greater user convenience and ease of operation.

**Excellent overview images**

The floodlight illumination with computer-controlled LEDs permits brilliant macro and panoramic pictures of skin and nails. For consistent macro imaging you can use the magnetic spacers.

**Made in Germany**

Each camera is produced in our manufactory with attention to detail.



**Precision optics**

The **D-Scope IV** lens with **TwinLight** allows easy switching between polarized and non-polarized, contact and non-contact dermoscopy.


**Brilliant and reliable**

The camera and optics are designed for daily use and speedy operation. It is extremely robust, yet flexible enough for unrestricted work!

**USB: More flexible than ever**

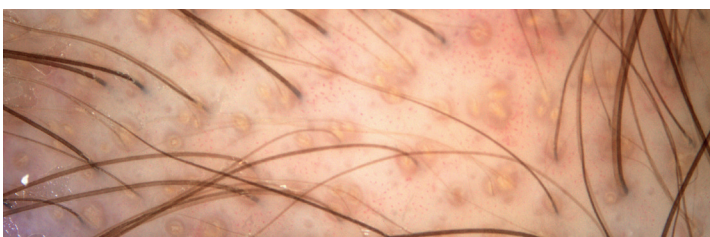
The **medicam 1000s** is easier to use than ever before. And yet, it is highly flexible: Via the **Docking Station**, it can be connected to any computer with USB-port.

## Added value medicam 1000s



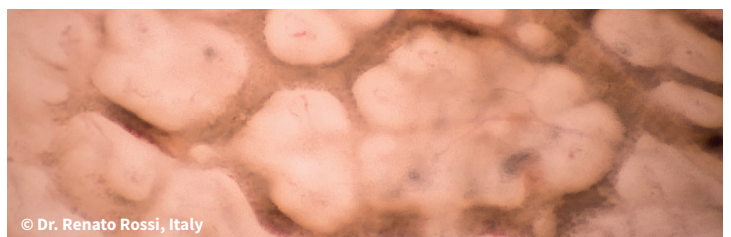
### Trichoscopy

Hair experts around the world trust in the outstanding image quality of FotoFinder – also for scientific studies. With the variable live zoom of the **medicam 1000s** and **D-Scope IV** it is possible to visualize the structure of the scalp, follicular units and single hairs with extreme accuracy.



### Capillaroscopy and Super-high-Magnification Dermoscopy

Using the **D-Scope III** special lens, the **medicam 1000s** also provides spectacular images of capillaries and skin lesions as well as their cell structures, with optical magnification up to 400x, close to histological morphology.



© Dr. Renato Rossi, Italy